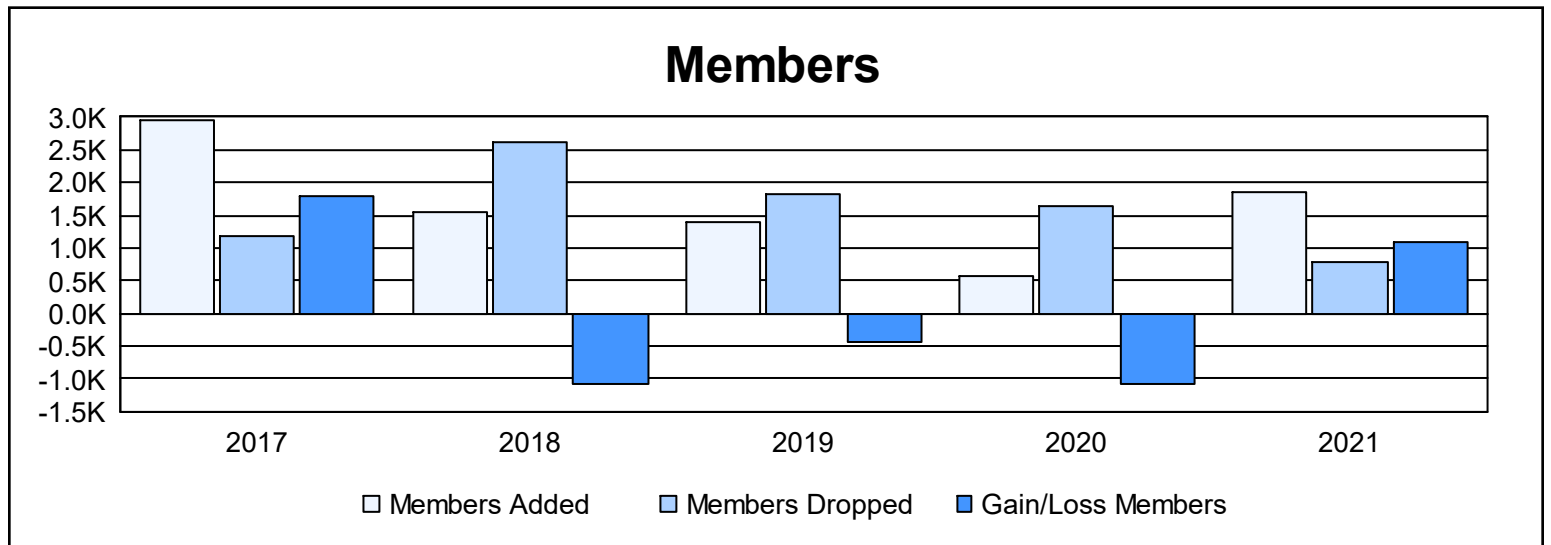
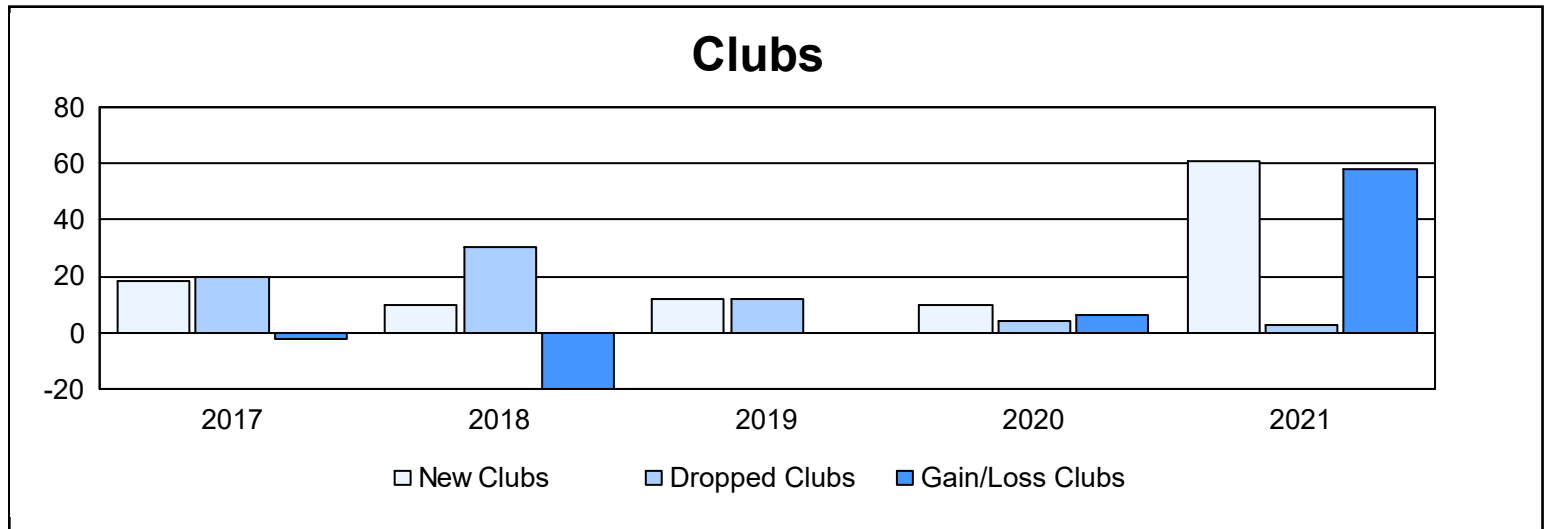
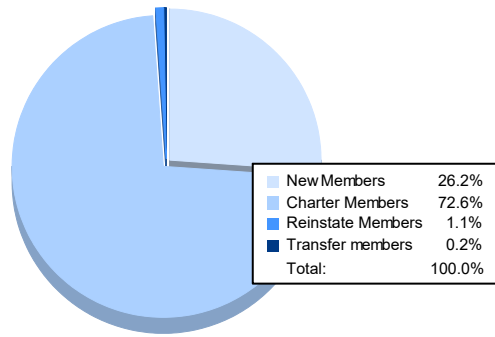


Year	New Clubs	Dropped Clubs	Gain/ Loss Clubs	New Members	Charter Members	Reinstate Members	Transfer Members	Total Member Added	Total Members Dropped	Gain/ Loss Members
2016-2017	18	20	-2	2,285	518	77	86	2,966	1,185	1,781
2017-2018	10	30	-20	1,116	267	162	10	1,555	2,618	-1,063
2018-2019	12	12	0	193	681	119	390	1,383	1,831	-448
2019-2020	10	4	6	240	244	5	85	574	1,653	-1,079
2020-2021	61	3	58	485	1,346	20	3	1,854	778	1,076
<b>Average</b>	<b>22</b>	<b>14</b>	<b>8</b>	<b>864</b>	<b>611</b>	<b>77</b>	<b>115</b>	<b>1,666</b>	<b>1,613</b>	<b>53</b>



### Membership Composition June 2021 Cumulative



### Gender Composition June 2021 Cumulative

